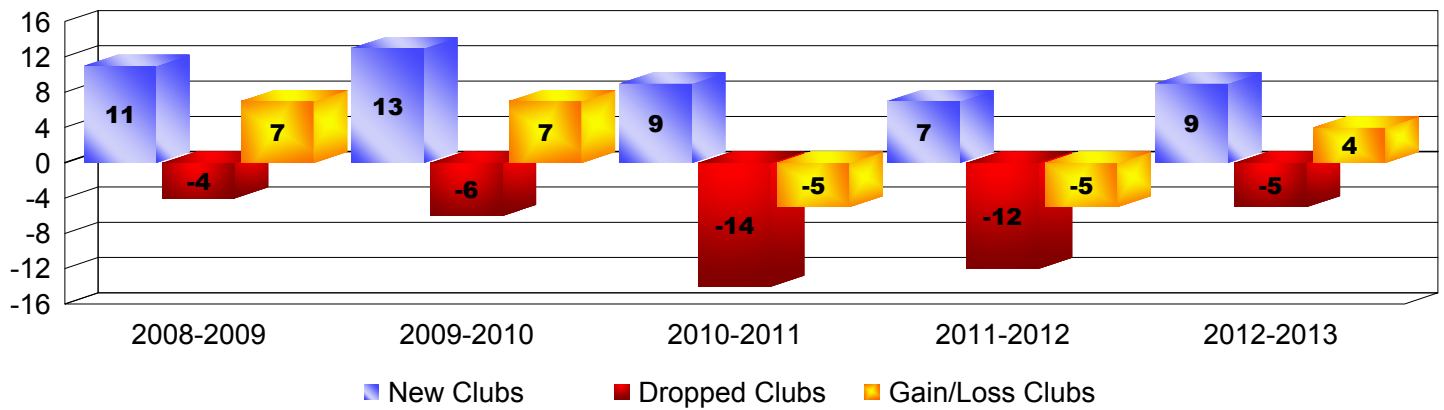
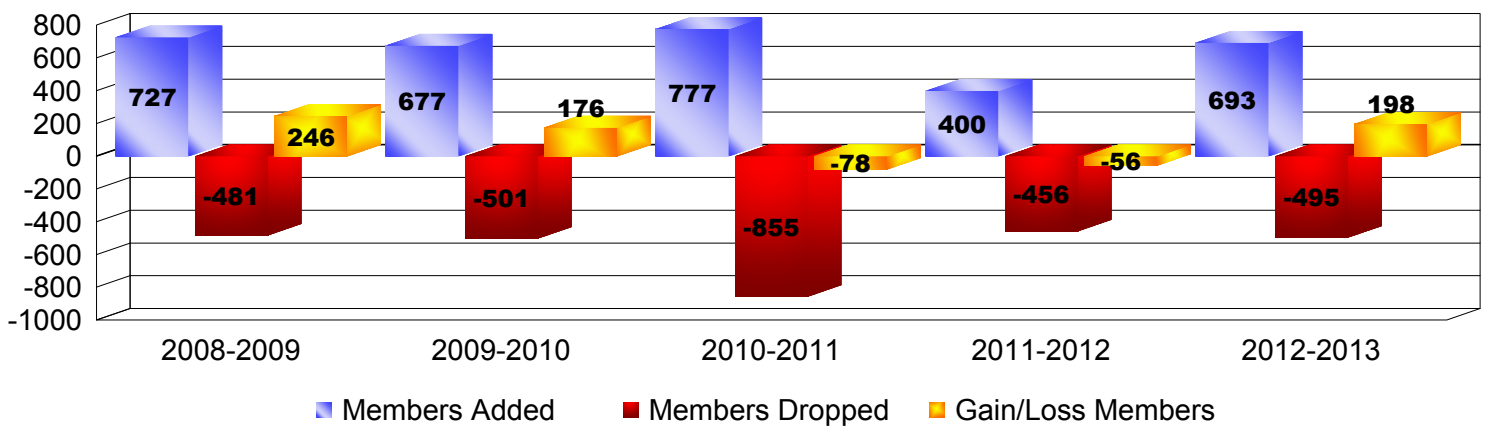


| Year | New Clubs | Dropped Clubs | Gain/Loss Clubs | New Members | Charter Members | Reinstate Members | Transfer Members | Total Member Added | Total Members Dropped | Gain/Loss Members |
|----------------|-----------|---------------|-----------------|-------------|-----------------|-------------------|------------------|--------------------|-----------------------|-------------------|
| 2008-2009 | 11 | -4 | 7 | 321 | 237 | 169 | 0 | 727 | -481 | 246 |
| 2009-2010 | 13 | -6 | 7 | 331 | 271 | 74 | 1 | 677 | -501 | 176 |
| 2010-2011 | 9 | -14 | -5 | 271 | 186 | 317 | 3 | 777 | -855 | -78 |
| 2011-2012 | 7 | -12 | -5 | 207 | 146 | 47 | 0 | 400 | -456 | -56 |
| 2012-2013 | 9 | -5 | 4 | 364 | 194 | 130 | 5 | 693 | -495 | 198 |
| Average | 10 | -8 | 2 | 299 | 207 | 147 | 2 | 655 | -558 | 97 |

Clubs

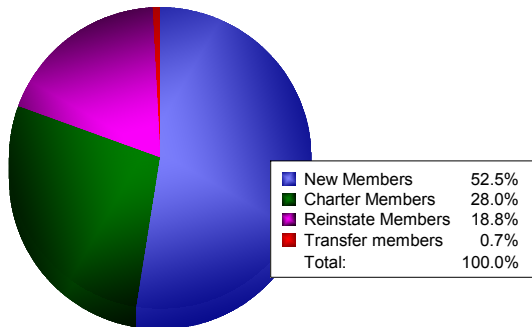


Members



Membership Composition

June 2013 Cumulative



Gender Comparison

June 2013 Cumulative

